

Optical Tunable Filter OTF-300

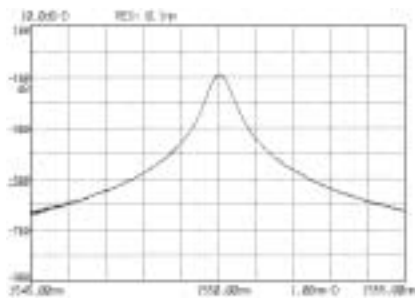
The OTF-300 is a manually tunable optical filter that features a wavelength indicator. Tuning is achieved by rotating a dial on the side of the unit, and the meter on the top of the unit provides the wavelength reference. A wide choice of tunable filter wavelength range and profile are available from santec's selection of thin-film based filters.

Features

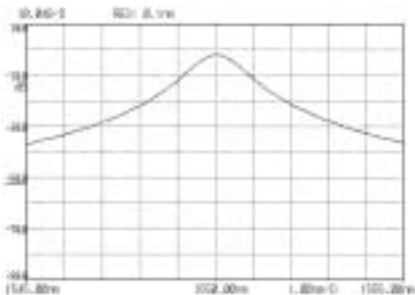
- ▶ 40nm continuous tuning
- ▶ Manual tuning with tuning knob
- ▶ Analog wavelength indicator
- ▶ Excellent transmission characteristics and low PDL over entire tuning range.

Measurement Data

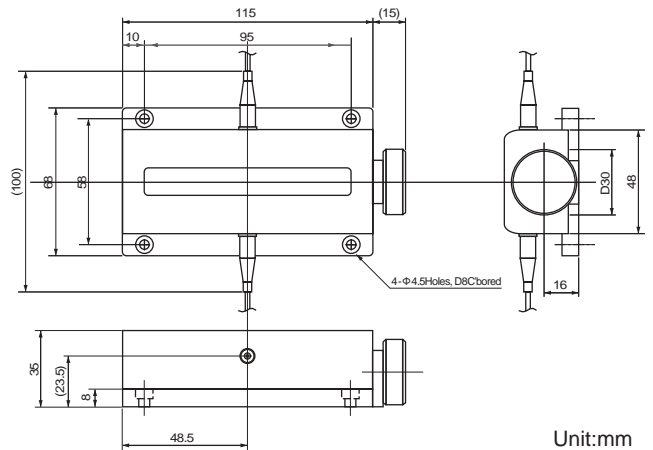
Bandwidth Type: 003
Filter Structure: S2



Bandwidth Type: 012
Filter Structure: S2



Dimensions



Unit:mm

Table 1. Optical Specifications

Parameter	Units	Performance
Center Wavelength	nm	1550 or 1590
Tuning Range	nm	40
Insertion Loss	dB	Ref. Table 2
Bandwidth@-3dB	nm	Ref. Table 2
Bandwidth@-20dB	nm	Ref. Table 2
PDL	dB	0.1 (single stage) / 0.2 (double / triple stage)
Return Loss	dB	45
Operating Temperature	°C	0 to +70
Size	mm	130 x 68 x 35

Table 2. Filter Selection

Bandwidth Type	003			004			006		
	S1	S2	S3	S1	S2	S3	S1	S2	S3
Insertion Loss (*1) (dB)	3.0	5.5	7.0	3.0	5.0	6.5	2.0	3.0	4.0
Bandwidth@ -3dB (nm)	0.40±0.1	0.30±0.1	0.25±0.1	0.50±0.1	0.35±0.1	0.3±0.1	0.70±0.1	0.50±0.1	0.40±0.1
Bandwidth@ -20dB(nm)	<3.8	<1.5	<1.2	<5.0	<1.7	<1.2	<7.5	<2.4	<1.5

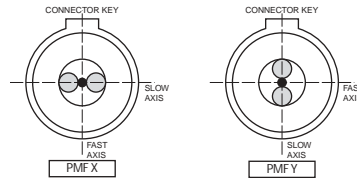
Bandwidth Type	008			012			024		
	S1	S2	S3	S1	S2	S3	S1	S2	S3
Insertion Loss (*1) (dB)	2.0	2.5	3.0	1.5	2.0	2.5	2.0	2.0	2.5
Bandwidth@ -3dB (nm)	0.95±0.1	0.65±0.1	0.50±0.1	1.30±0.1	0.90±0.1	0.7±0.1	2.90±0.3	1.95±0.3	1.50±0.3
Bandwidth@ -20dB(nm)	<9.8	<3.0	<2.2	<15.0	<4.5	<3.0	<32.0	<10.0	<6.5

*1: When PMF or DSF fiber is specified, the insertion loss increases by 0.5dB.

Ordering Code

OTF-300-A-B-C-D-E-F-G-H

Connector Polish : 0 : None / S : SPC / A : APC (Angled PC) / X : SPC (PMF X) / Y : SPC (PMF Y)



Connector Type : 00 : None / FC : FC / SC : SC

Fiber Length : 10 : 1.0 m

Fiber Jacket : 20 : 2.0mm

Optical Fiber : S : SMF / D : DSF / P : PMF

Filter Structure : S1 : 1 stage / S2 : 2 stage / S3 : 3 stage

Bandwidth Type : 003 / 004 / 006 / 008 / 012 / 024

Center Wavelength : 5 : 1550nm / 9 : 1590nm

Please contact Santec's customer service to discuss any special requirements.

www.santec.com E-Mail : sales@santec.com

2004 © SANTEC CORPORATION Santec reserves the right to make changes in equipment design, components or specifications without notice.



SANTEC CORPORATION
5823 Ohkusa-Nenjyozaka, Komaki, Aichi 485-0802, Japan Tel. +81-568-79-1959 Fax +81-568-79-1718

SANTEC U.S.A. CORPORATION
433 Hackensack Ave., Hackensack, NJ, 07601, U.S.A. Toll Free +1-800-726-8321 (santec-1) Tel. +1-201-488-5505 Fax +1-201-488-7702

SANTEC EUROPE LIMITED
Magdalen Centre, Robert Robinson Ave., The Oxford Science Park, Oxford OX4 4GA, U.K. Tel. +44-1865-784960 Fax +44-1865-784961

SANTEC (SHANGHAI) Co., Ltd.
No.800 Zhangyang Road Changhang Tower, Pudong District, Shanghai 200122 China Tel: +86-21-58361261, +86-21-58361262 Fax: +86-21-58361263